

Worksheet

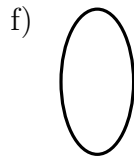
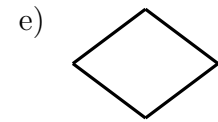
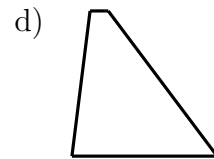
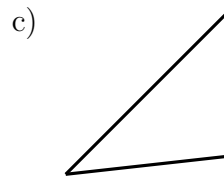
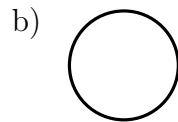
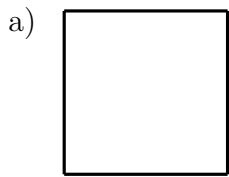
12/02/2019

Free on dw-math.com

Problem quickname: 3344

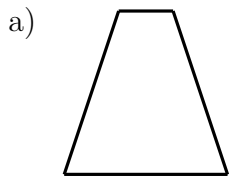
1)

What geometric shape is shown?



2)

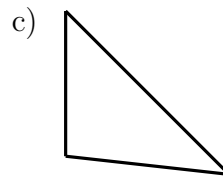
What geometric shape is shown?



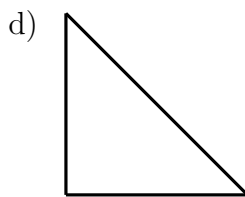
- Rhombus
- Square
- Circle
- Trapezoid



- Rectangle
- Ellipse
- Parallelogram
- Square



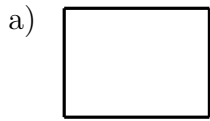
- Triangle
- Rectangle
- Rhombus
- Trapezoid



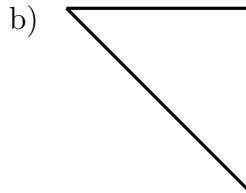
- Trapezoid
- Triangle
- Circle
- Rhombus

3)

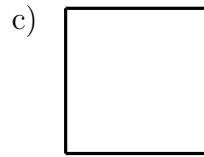
What geometric shape is shown? There may be more than one answer.



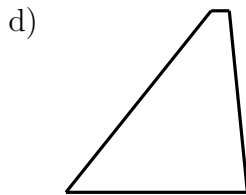
- Ellipse
- Square
- Trapezoid
- Rectangle



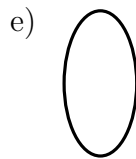
- Parallelogram
- Rectangle
- Square
- Triangle



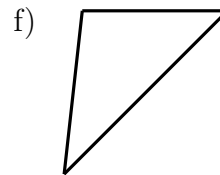
- Rectangle
- Trapezoid
- Square
- Circle



- Parallelogram
- Rhombus
- Trapezoid
- Rectangle



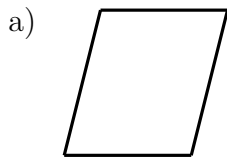
- Ellipse
- Rectangle
- Square
- Triangle



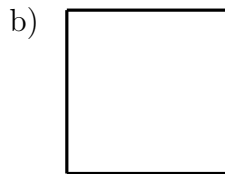
- Square
- Rhombus
- Trapezoid
- Triangle

4)

What geometric shape is shown?



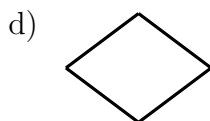
- Ellipse
- Circle
- Triangle
- Parallelogram



- Ellipse
- Square
- Circle
- Triangle



- Parallelogram
- Square
- Triangle
- Ellipse



- Circle
- Rectangle
- Ellipse
- Rhombus

Good Luck!