

Worksheet

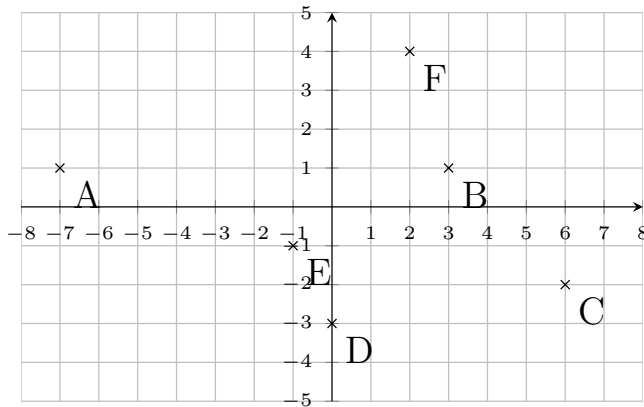
05/20/2020

Free on dw-math.com

Problem quickname: 9002

1)

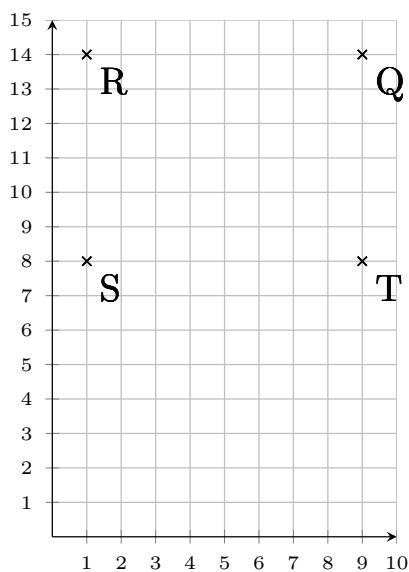
Which point belongs to which coordinate pair? Put the letters correctly into the free table boxes.

Quick:
9002

D	C	F	B	A	E
(0 -3)	(6 -2)	(2 4)	(3 1)	(-7 1)	(-1 -1)

2)

Which point belongs to which coordinate pair? Put the letters correctly into the free table boxes.

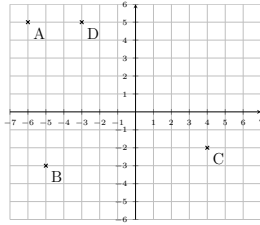
Quick:
9002

R	T	Q	S
(1 14)	(9 8)	(9 14)	(1 8)

3)

Which point belongs to which coordinate pair? Put the letters correctly into the free table boxes.

Quick:
9002

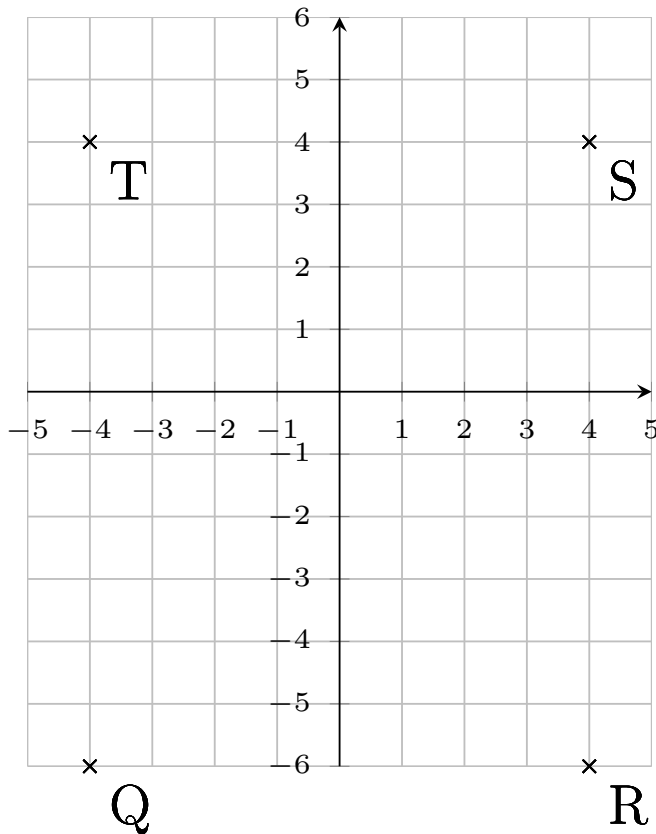


C	A	B	D
(4 -2)	(-6 5)	(-5 -3)	(-3 5)

4)

Which point belongs to which coordinate pair? Put the letters correctly into the free table boxes.

Quick:
9002



R	T	Q	S
(4 -6)	(-4 4)	(-4 -6)	(4 4)

Good Luck!