

Worksheet

05/11/2020

Free on dw-math.com

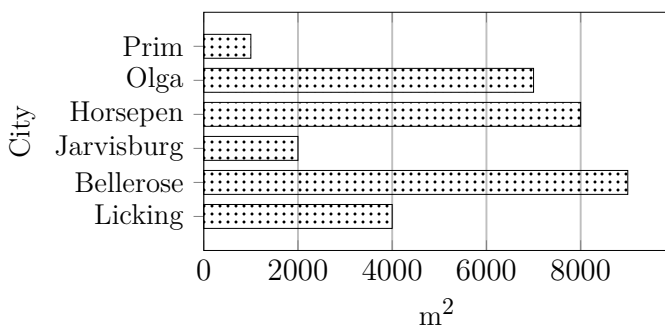
Problem quickname: 9901

1)

Complete the bar chart. Label the X axis with "Area", the Y axis with "City".

Quick:
9901

City	Area(m ²)
Licking	4000
Bellerose	9000
Jarvisburg	2000
Horsepen	8000
Olga	7000
Prim	1000

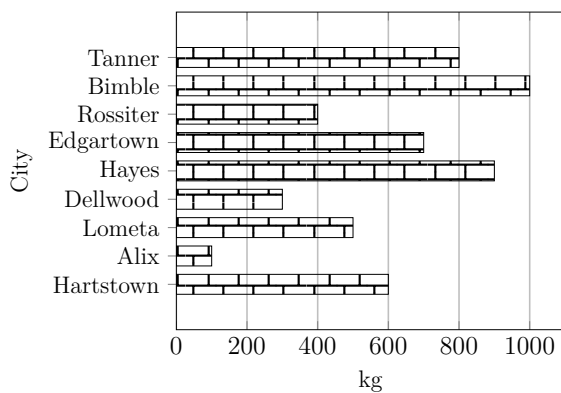


2)

Complete the bar chart.

Quick:
9901

City	Weight(kg)
Hartstown	600
Alix	100
Lometa	500
Dellwood	300
Hayes	900
Edgartown	700
Rossiter	400
Bimble	1000
Tanner	800

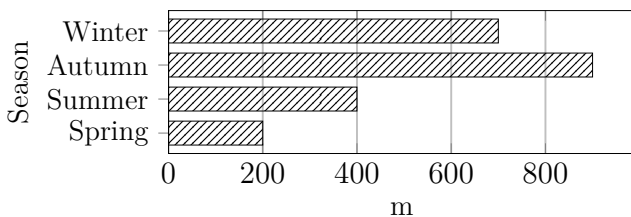


3)

Complete the bar chart.

Quick:
9901

Season	Length(m)
Spring	200
Summer	400
Autumn	900
Winter	700

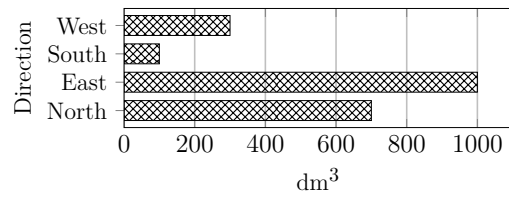


4)

Quick:
9901

Complete the bar chart. Label the X axis with "Volume", the Y axis with "Direction".

Direction	Volume(dm ³)
North	700
East	1000
South	100
West	300



Good Luck!