

Worksheet

05/12/2020

Free on dw-math.com

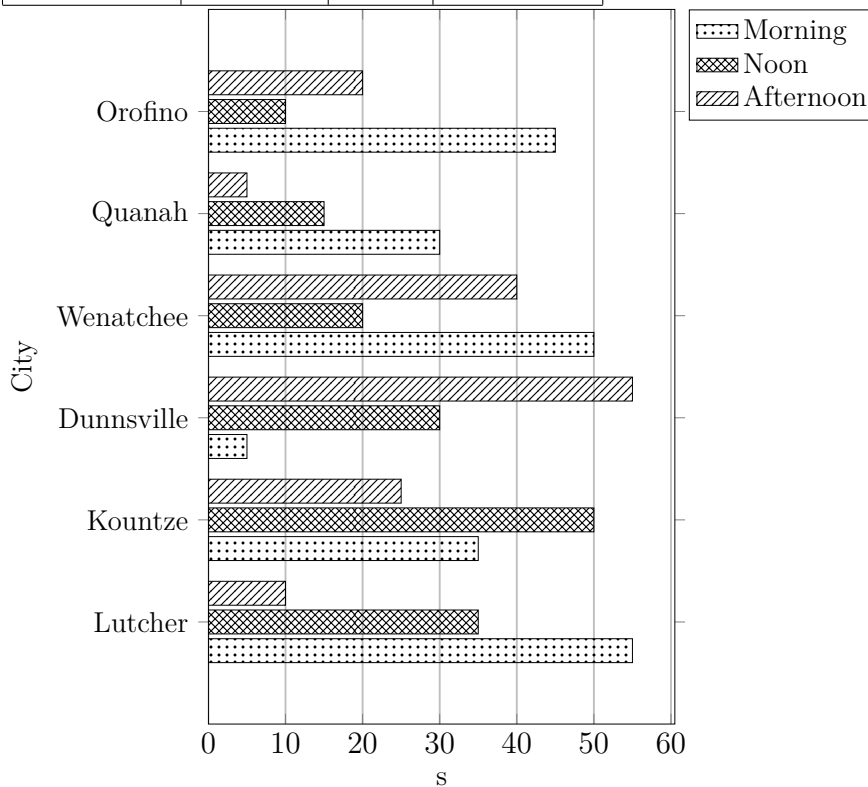
Problem quickname: 2404

1)

Complete the bar chart. Label the X axis with "Time", the Y axis with "City".

Quick:
2404

City	Time(s)		
	Morning	Noon	Afternoon
Lutcher	55	35	10
Kountze	35	50	25
Dunnsville	5	30	55
Wenatchee	50	20	40
Quanah	30	15	5
Orofino	45	10	20

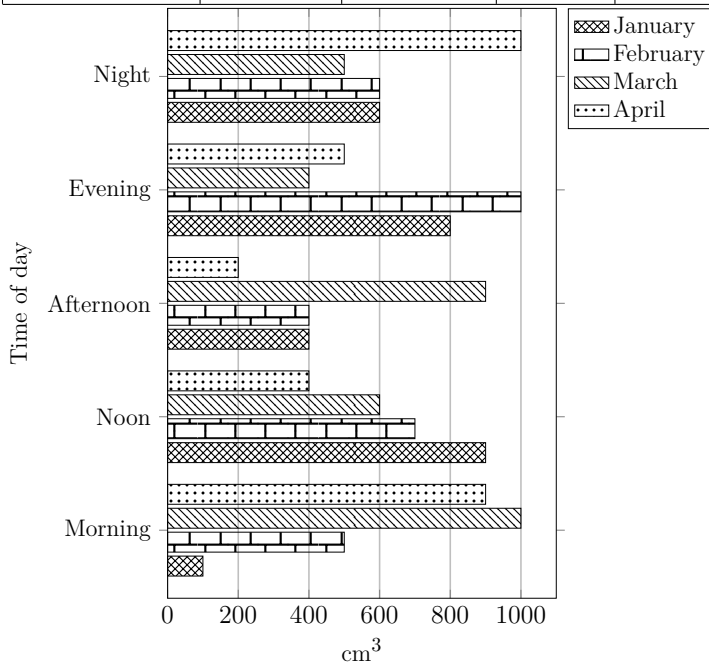


2)

Quick:
2404

Complete the bar chart.

Time of day	Volume(cm^3)			
	January	February	March	April
Morning	100	500	1000	900
Noon	900	700	600	400
Afternoon	400	400	900	200
Evening	800	1000	400	500
Night	600	600	500	1000

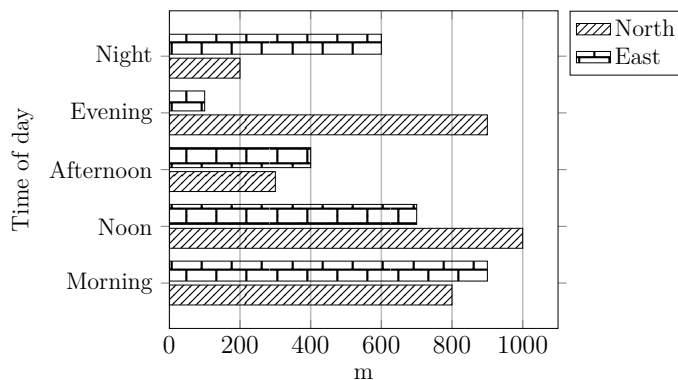


3)

Quick:
2404

Complete the bar chart.

Time of day	Length(m)	
	North	East
Morning	800	900
Noon	1000	700
Afternoon	300	400
Evening	900	100
Night	200	600

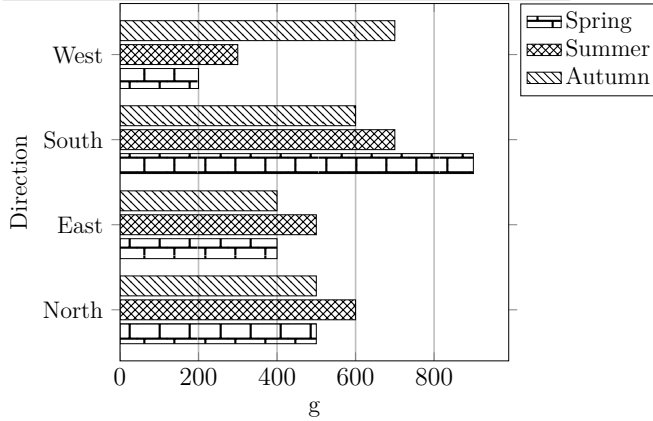


4)

Quick:
2404

Complete the bar chart.

Direction	Weight(g)		
	Spring	Summer	Autumn
North	500	600	500
East	400	500	400
South	900	700	600
West	200	300	700



Good Luck!