

Worksheet

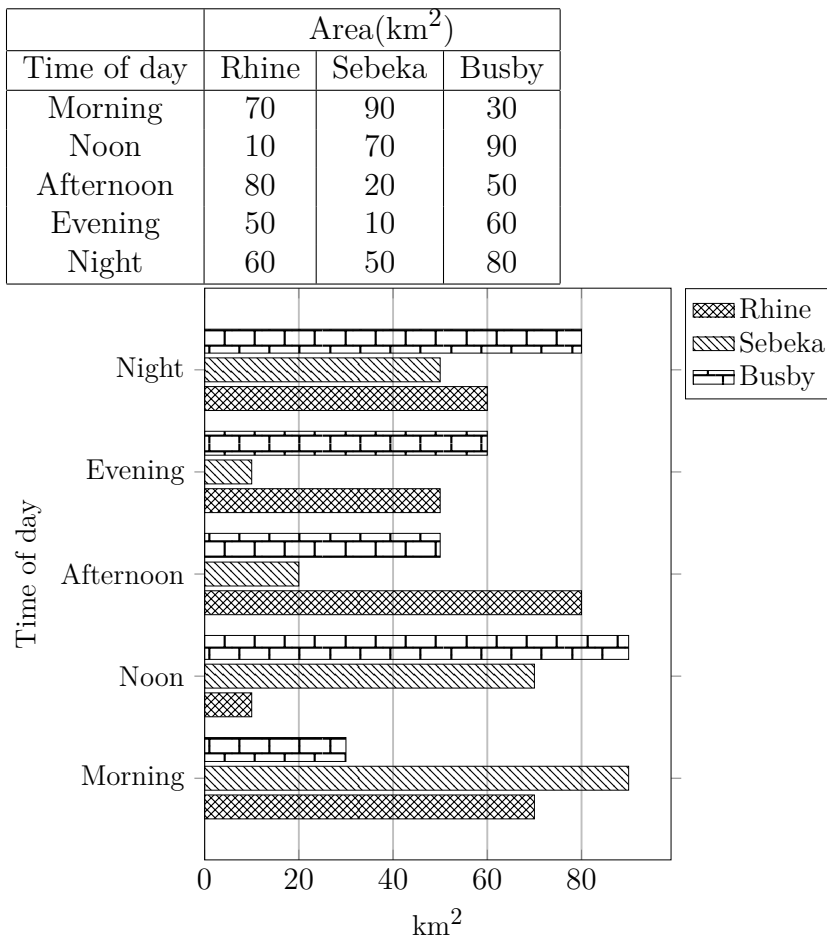
05/12/2020

Free on dw-math.com

Problem quickname: 2404

1)

Complete the bar chart. Label the X axis with "Area", the Y axis with "Time of day".

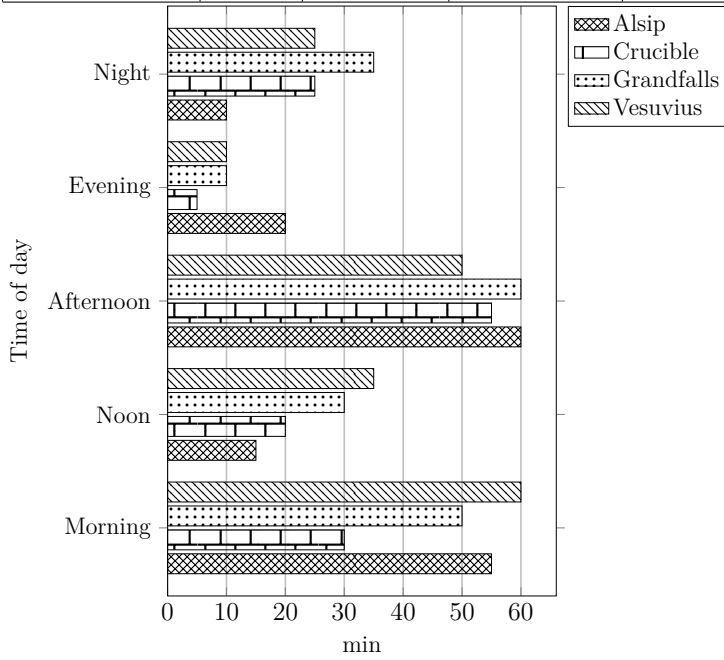
Quick:
2404

2)

Quick:
2404

Complete the bar chart.

Time of day	Time(min)			
	Alsip	Crucible	Grandfalls	Vesuvius
Morning	55	30	50	60
Noon	15	20	30	35
Afternoon	60	55	60	50
Evening	20	5	10	10
Night	10	25	35	25

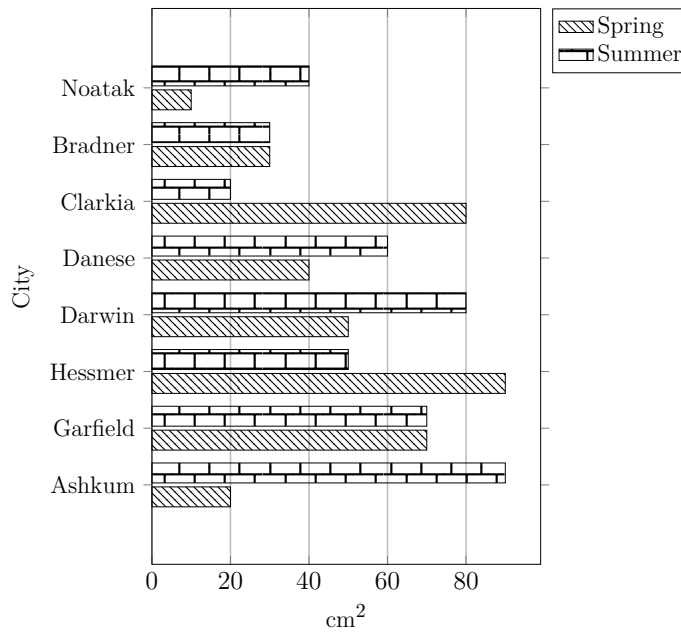


3)

Quick:
2404

Complete the bar chart.

City	Area(cm^2)	
	Spring	Summer
Ashkum	20	90
Garfield	70	70
Hessmer	90	50
Darwin	50	80
Danese	40	60
Clarkia	80	20
Bradner	30	30
Noatak	10	40

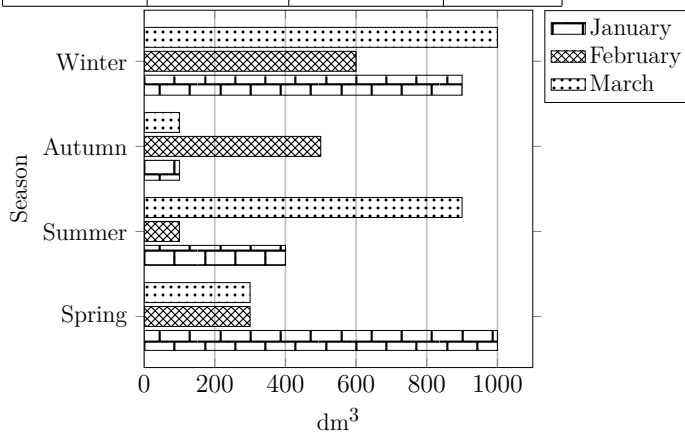


4)

Quick:
2404

Complete the bar chart.

Season	Volume(dm^3)		
	January	February	March
Spring	1000	300	300
Summer	400	100	900
Autumn	100	500	100
Winter	900	600	1000



Good Luck!