

Worksheet

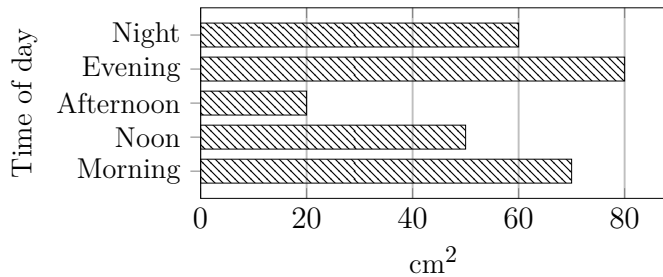
05/12/2020

Free on dw-math.com

Problem quickname: 9231

1)

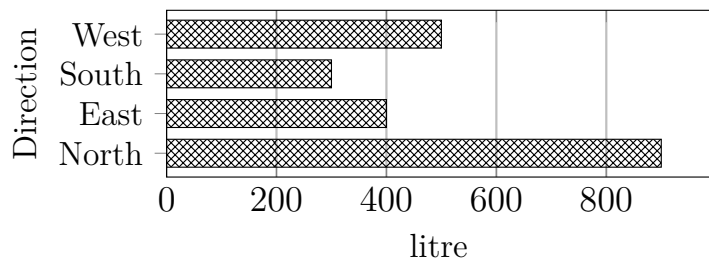
Create a table with two columns and headings. then put the values from the bar chart into the table.



2)

Read the numbers from the diagram to complete the table.

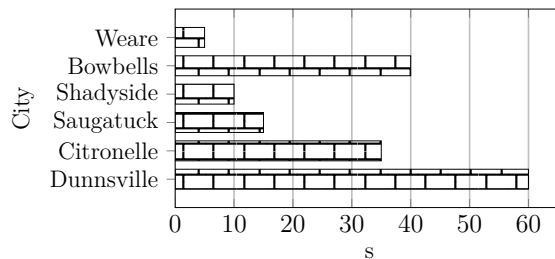
Direction	Volume(litre)
North	
East	
South	
West	



3)

Read the numbers from the diagram to complete the table.

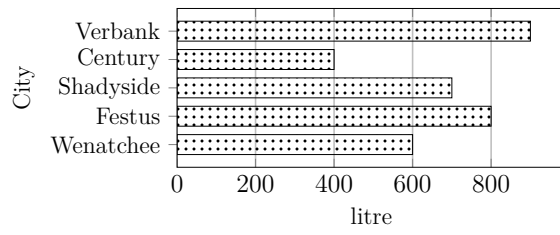
City	Time(s)
Dunnsville	
Citronelle	35
Saugatuck	
Shadyside	10
Bowbells	
Weare	5



4)

Read the numbers from the diagram to complete the table.

City	Volume(litre)
Wenatchee	
Festus	
Shadyside	
Century	
Verbank	900



Good Luck!