

# Worksheet

05/10/2020

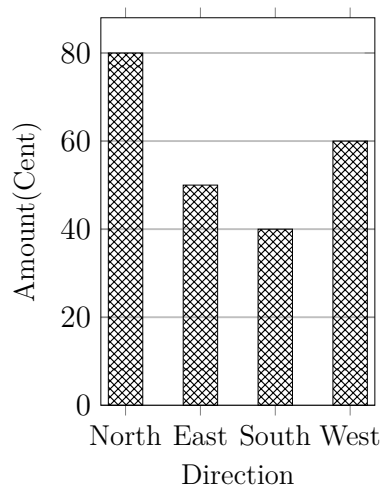
Free on dw-math.com

Problem quickname: 2701

1)

Read the numbers from the diagram to complete the table.

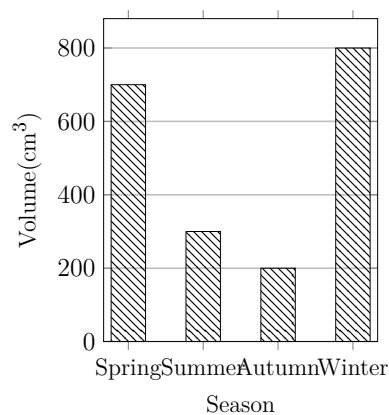
Direction	Amount(Cent)
North	60
East	
South	
West	



2)

Read the numbers from the diagram to complete the table.

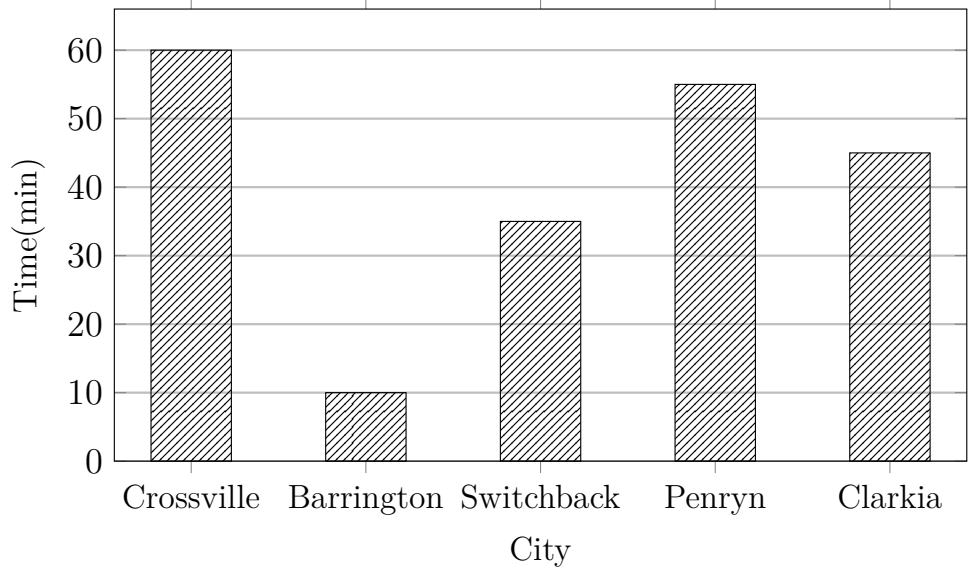
Season	Volume(cm <sup>3</sup> )
Spring	200
Summer	
Autumn	
Winter	



3)

Create a table with two columns and headings. then put the values from the bar chart

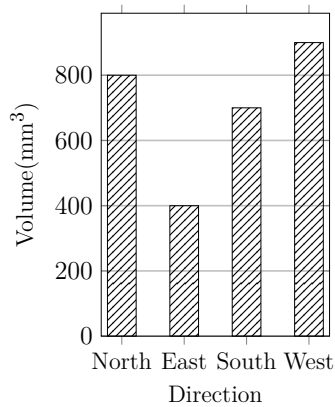
into the table.



4)

Read the numbers from the diagram to complete the table.

Direction	Volume(mm <sup>3</sup> )
North	
East	
South	
West	



Good Luck!