

Worksheet

05/12/2020

Free on dw-math.com

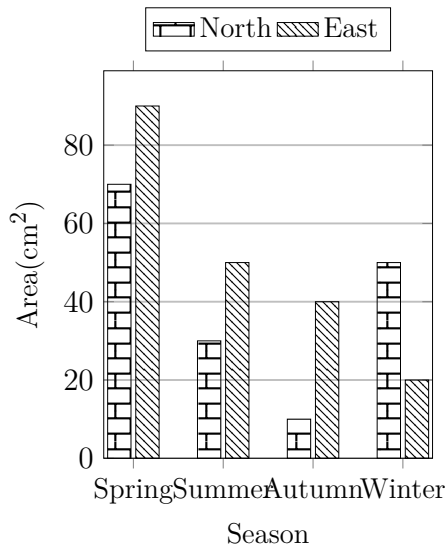
Problem quickname: 8301

1)

Read the numbers from the diagram to complete the table.

Quick:
8301

Season	Area(cm ²)	
	North	East
Spring	70	90
Summer	30	50
Autumn	10	40
Winter	50	20

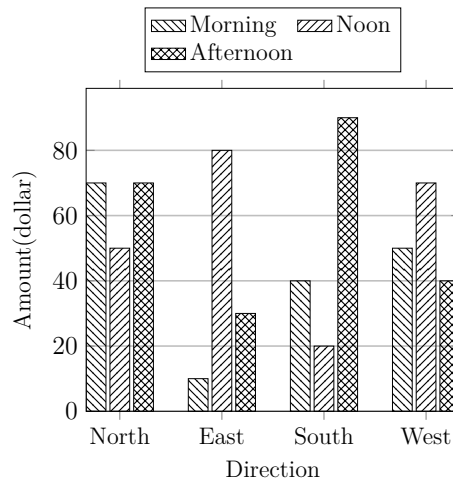


2)

Read the numbers from the diagram to complete the table.

Quick:
8301

Direction	Amount(dollar)		
	Morning	Noon	Afternoon
North	70	50	70
East	10	80	30
South	40	20	90
West	50	70	40

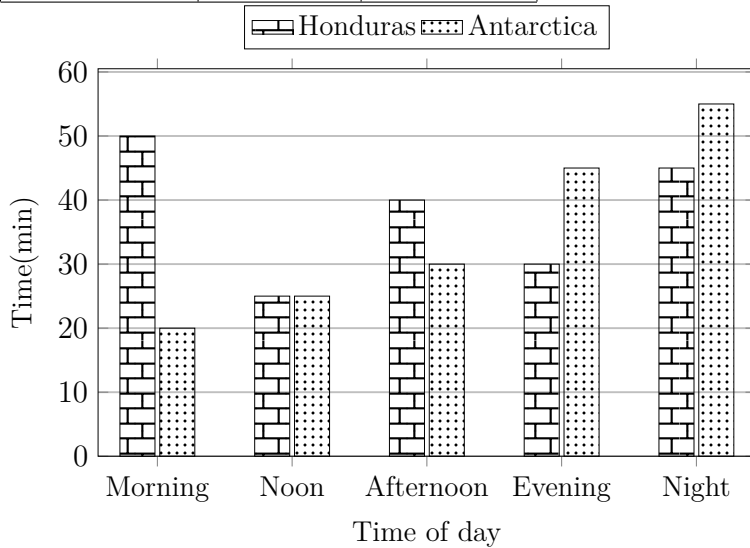


3)

Quick:
8301

Create a table with headings, then put the values from the bar chart into the table.

Time of day	Time(min)	
	Honduras	Antarctica
Morning	50	20
Noon	25	25
Afternoon	40	30
Evening	30	45
Night	45	55

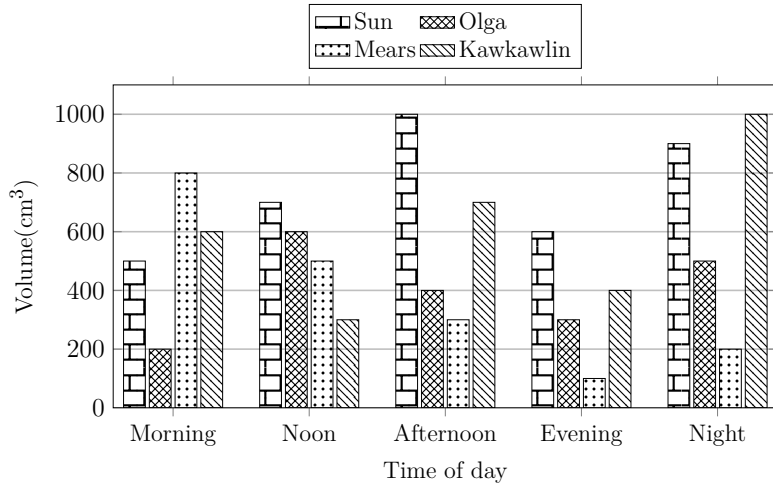


4)

Quick:
8301

Read the numbers from the diagram to complete the table.

Time of day	Volume(cm ³)			
	Sun	Olga	Mears	Kawkawlin
Morning	500	200	800	600
Noon	700	600	500	300
Afternoon	1000	400	300	700
Evening	600	300	100	400
Night	900	500	200	1000



Good Luck!