

# Worksheet

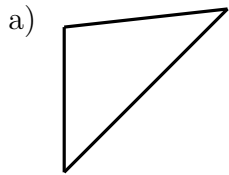
12/02/2019

Free on dw-math.com

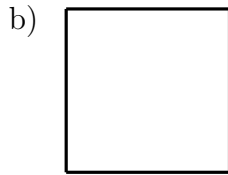
Problem quickname: 3344

1)

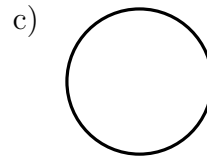
What geometric shape is shown?



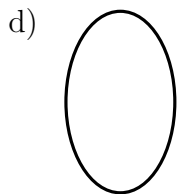
- Rectangle
- Square
- Circle
- Triangle



- Triangle
- Square
- Ellipse
- Circle



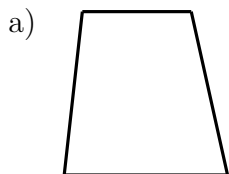
- Triangle
- Square
- Rectangle
- Circle



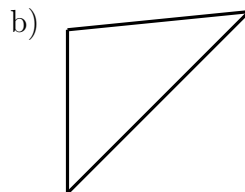
- Triangle
- Ellipse
- Square
- Rectangle

2)

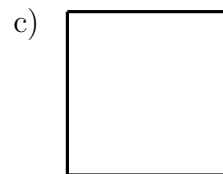
What geometric shape is shown?



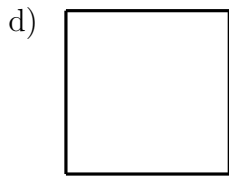
- Trapezoid
- Circle
- Ellipse
- Triangle



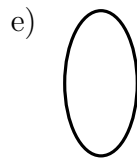
- Triangle
- Trapezoid
- Rhombus
- Rectangle



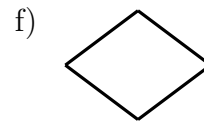
- Ellipse
- Square
- Circle
- Triangle



- Square
- Triangle
- Ellipse
- Circle



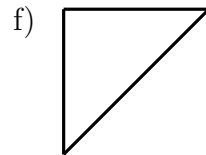
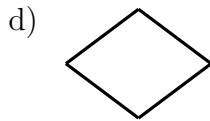
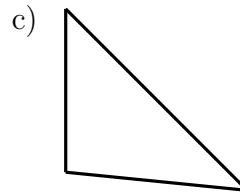
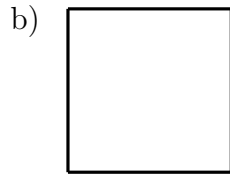
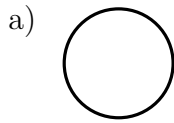
- Ellipse
- Square
- Parallelogram
- Rhombus



- Circle
- Ellipse
- Rectangle
- Rhombus

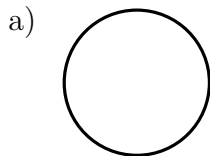
3)

What geometric shape is shown?

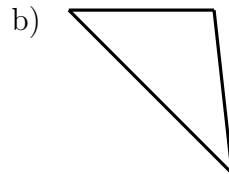


4)

What geometric shape is shown?




- Circle
- Ellipse
- Triangle
- Parallelogram



- Triangle
- Trapezoid
- Ellipse
- Rhombus



- Square
- Rectangle
- Trapezoid
- Ellipse



- Parallelogram
- Triangle
- Trapezoid
- Rectangle

Good Luck!