

Worksheet

05/12/2020

Free on dw-math.com

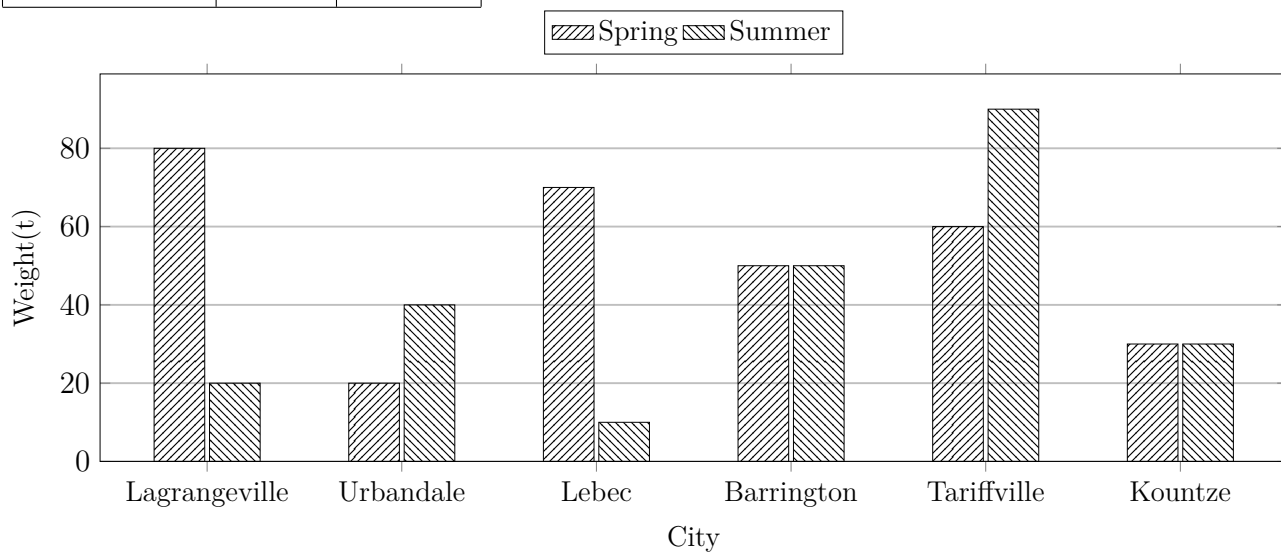
Problem quickname: 8301

1)

Read the numbers from the diagram to complete the table.

Quick:
8301

City	Weight(t)	
	Spring	Summer
Lagrangeville	80	20
Urbandale	20	40
Lebec	70	10
Barrington	50	50
Tariffville	60	90
Kountze	30	30

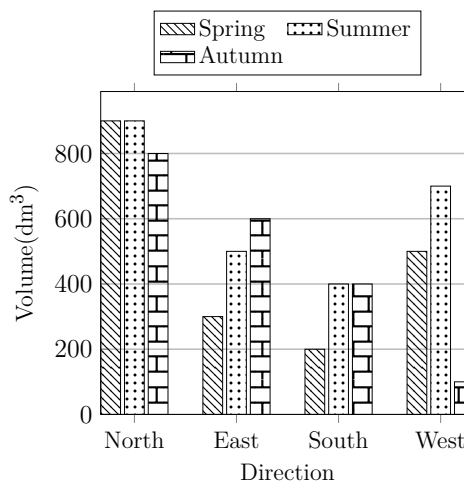


2)

Quick:
8301

Read the numbers from the diagram to complete the table.

Direction	Volume(dm ³)		
	Spring	Summer	Autumn
North	900	900	800
East	300	500	600
South	200	400	400
West	500	700	100

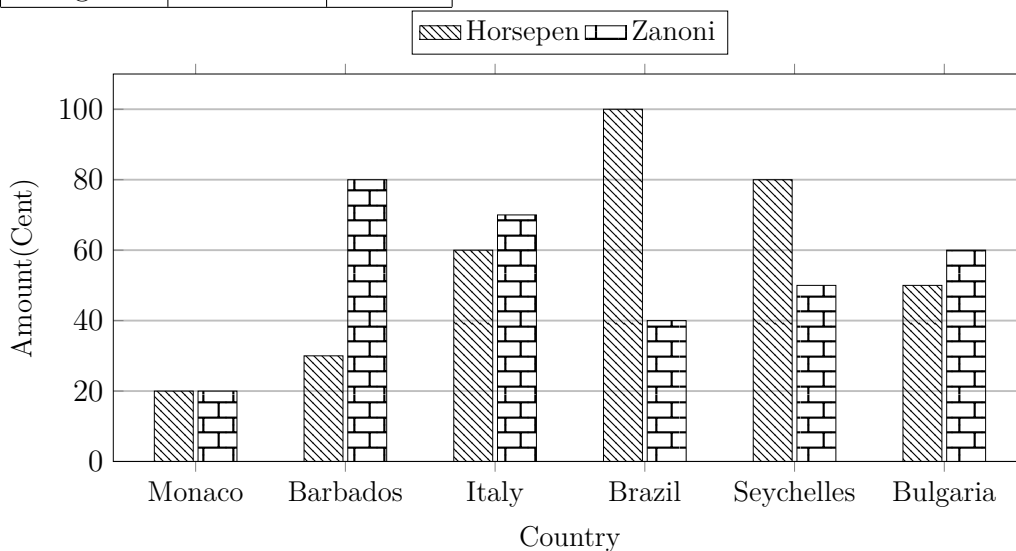


3)

Quick:
8301

Create a table with headings, then put the values from the bar chart into the table.

Country	Amount(Cent)	
	Horsepen	Zanoni
Monaco	20	20
Barbados	30	80
Italy	60	70
Brazil	100	40
Seychelles	80	50
Bulgaria	50	60

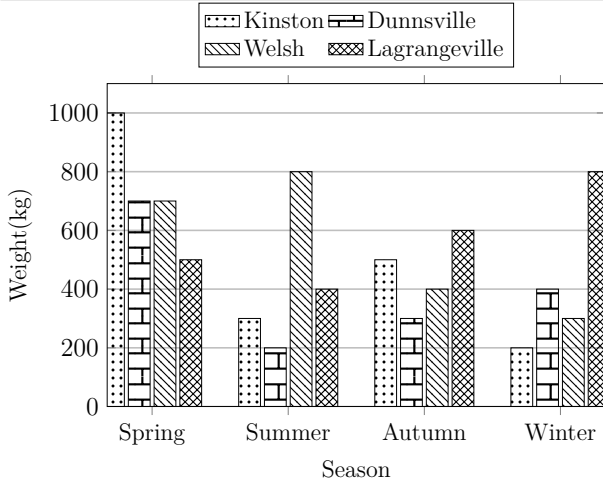


4)

Quick:
8301

Read the numbers from the diagram to complete the table.

Season	Weight(kg)			
	Kinston	Dunnsville	Welsh	Lagrangeville
Spring	1000	700	700	500
Summer	300	200	800	400
Autumn	500	300	400	600
Winter	200	400	300	800



Good Luck!