

# Worksheet

11/05/2019

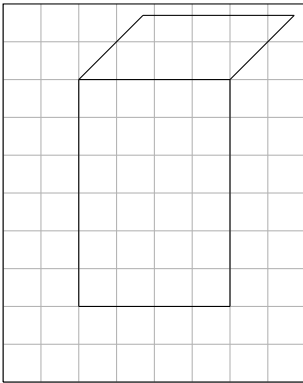
Free on dw-math.com

Problem quickname: 5518

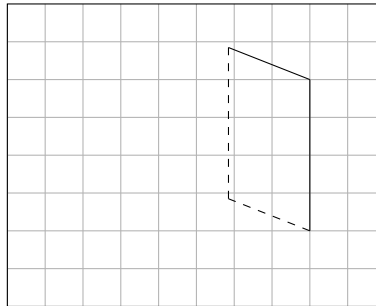
1)

Complete the shape by drawing the missing lines. Use solid lines for lines that are visible, dashed or dotted lines for lines that are invisible or obscured.

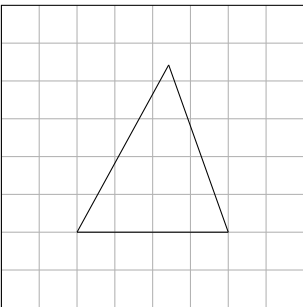
a) Shape: A cuboid



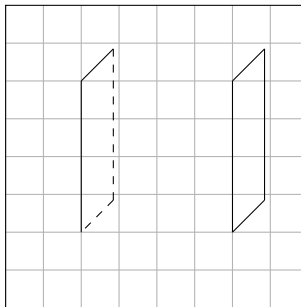
b) Shape: A prism



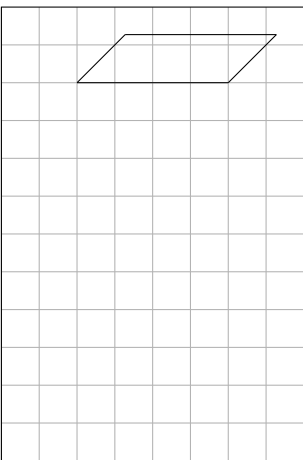
c) Shape: A pyramid



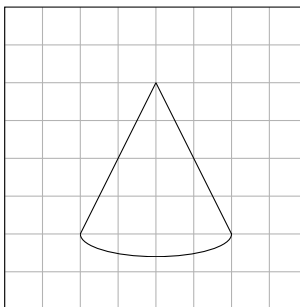
d) Shape: A cube



e) Shape: A cuboid



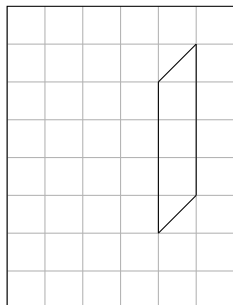
f) Shape: A cone




2)

Complete the shape by drawing the missing lines. Use solid lines for lines that are visible, dashed or dotted lines for lines that are invisible or obscured.

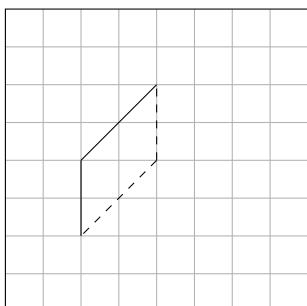
a) Shape: A cuboid



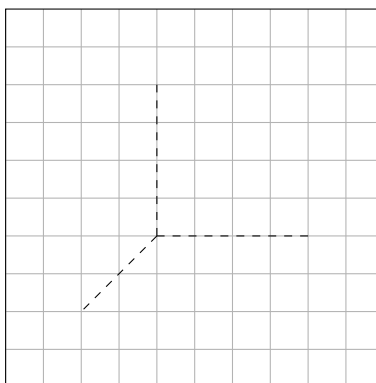
b) Shape: A cylinder



c) Shape: A cuboid



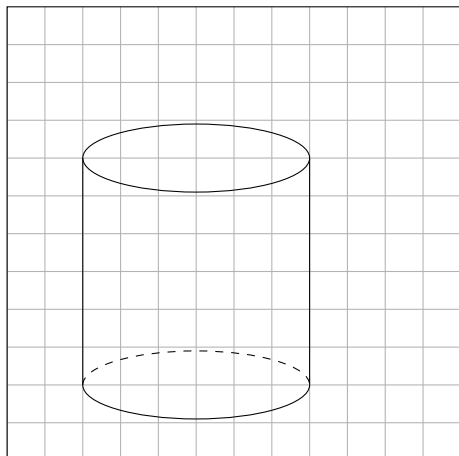
d) Shape: A cube



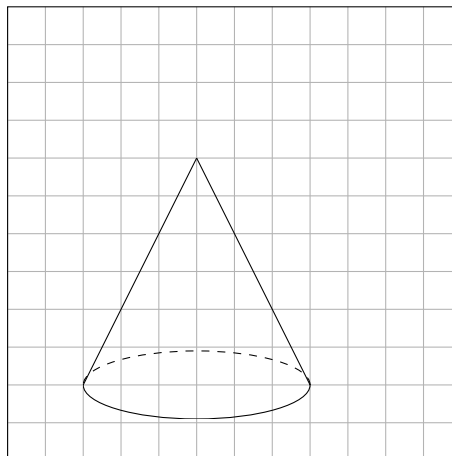
3)

Complete the shape by drawing the missing lines. Use solid lines for lines that are visible, dashed or dotted lines for lines that are invisible or obscured.

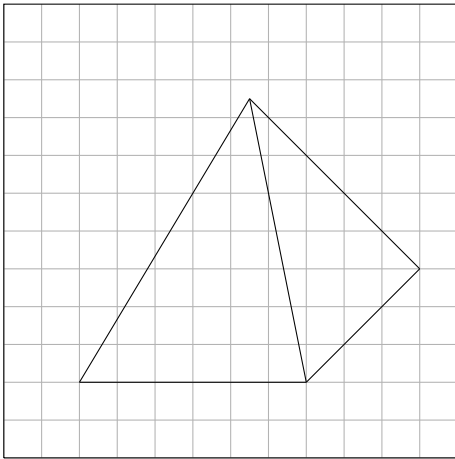
a) Shape: A cylinder



b) Shape: A cone



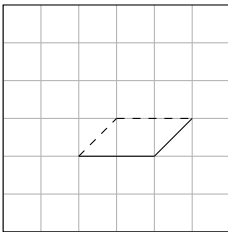
c) Shape: A pyramid




4)

Complete the shape by drawing the missing lines. Use solid lines for lines that are visible, dashed or dotted lines for lines that are invisible or obscured.

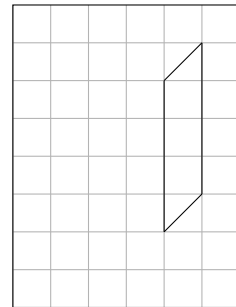
a)



b)



c)



Good Luck!