

# Worksheet

05/12/2020

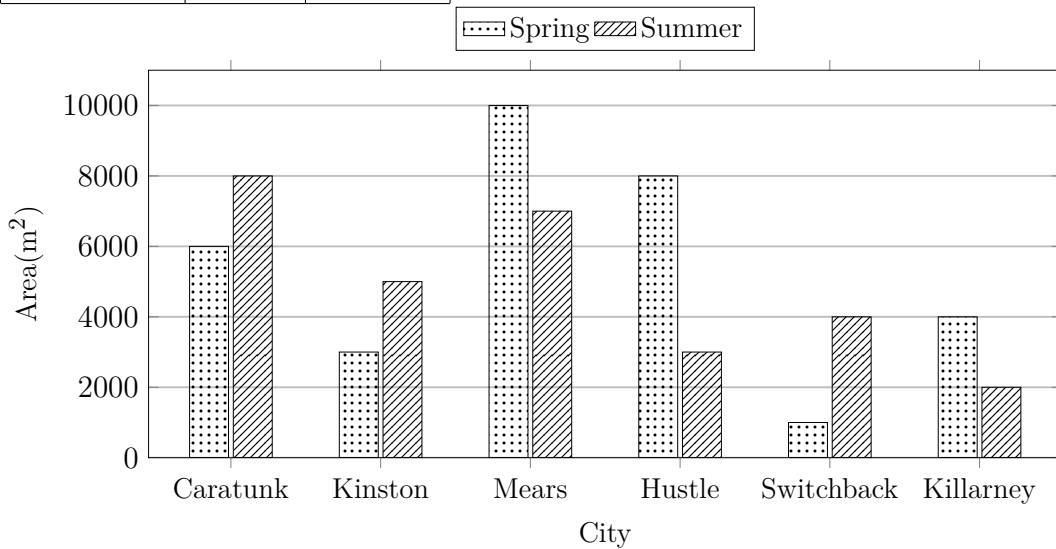
Free on dw-math.com

Problem quickname: 8301

1)

Read the numbers from the diagram to complete the table.

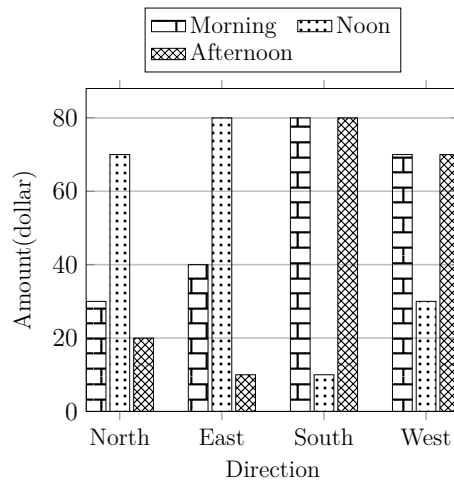
City	Area(m <sup>2</sup> )	
	Spring	Summer
Caratunk	10000	
Kinston		
Mears		
Hustle		
Switchback		
Killarney		



2)

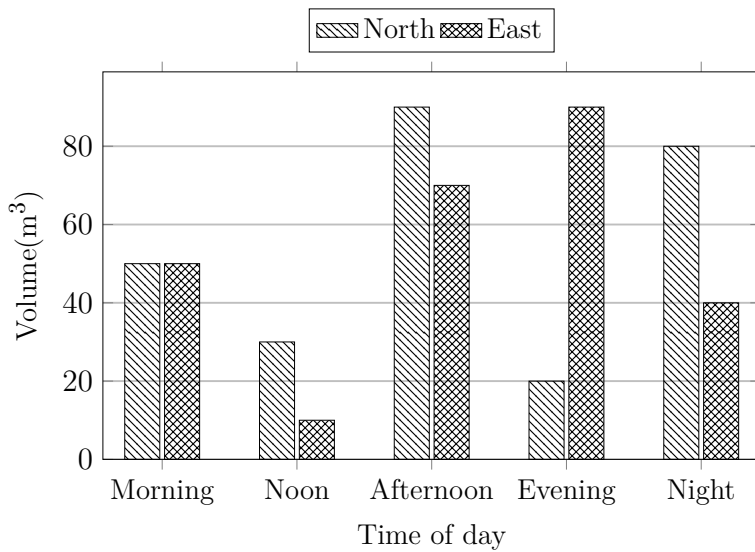
Read the numbers from the diagram to complete the table.

	Amount(dollar)		
Direction	Morning	Noon	Afternoon
North			
East			
South		10	
West	70		



3)

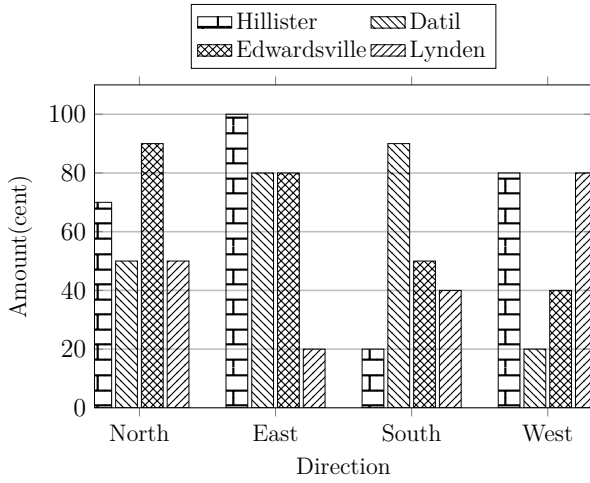
Create a table with headings, then put the values from the bar chart into the table.



4)

Read the numbers from the diagram to complete the table.

	Amount(cent)			
Direction	Hillister	Datil	Edwardsville	Lynden
North				
East				
South				
West				



Good Luck!