

Worksheet

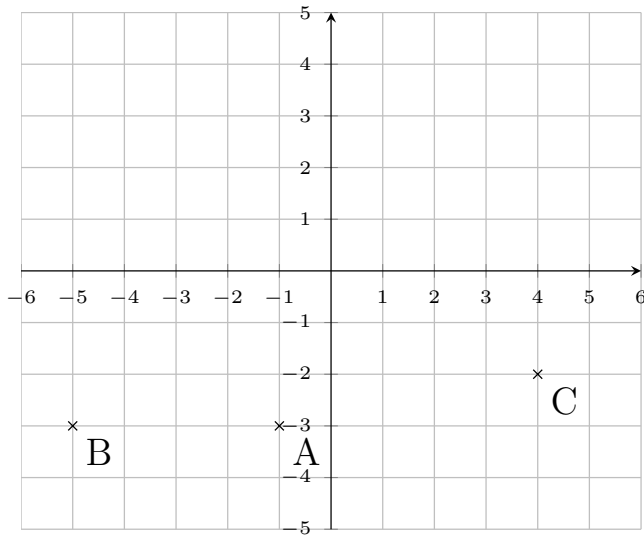
05/20/2020

Free on dw-math.com

Problem quickname: 9002

1)

Which point belongs to which coordinate pair? Put the letters correctly into the free table boxes.

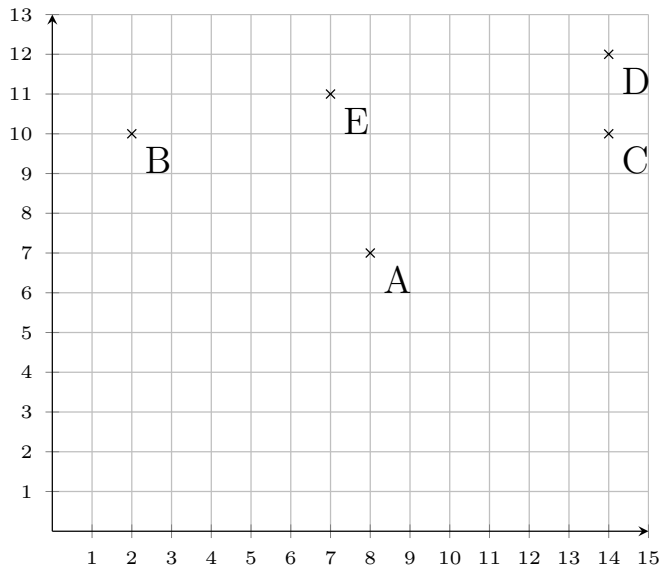


(-5 -3)	(-1 -3)	(4 -2)

2)

Which point belongs to which coordinate pair? Put the letters correctly into the free

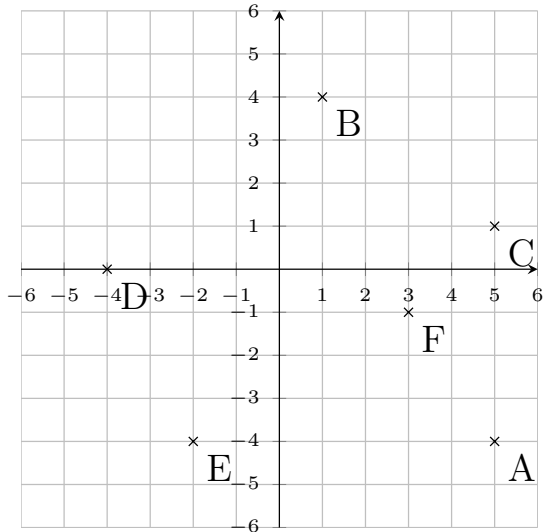
table boxes.



(2 10)	(8 7)	(14 12)	(7 11)	(14 10)

3)

Which point belongs to which coordinate pair? Put the letters correctly into the free table boxes.

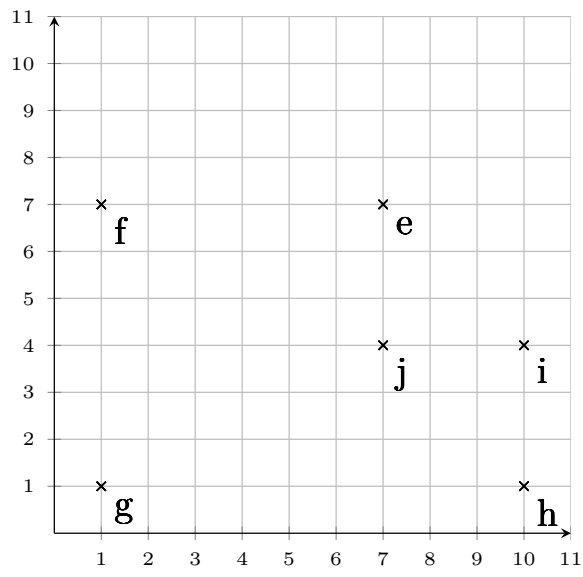


(3 -1)	(-4 0)	(-2 -4)	(5 -4)	(1 4)	(5 1)

4)

Which point belongs to which coordinate pair? Put the letters correctly into the free

table boxes.



(10 4)	(7 4)	(10 1)	(1 1)	(7 7)	(1 7)

Good Luck!