

Worksheet

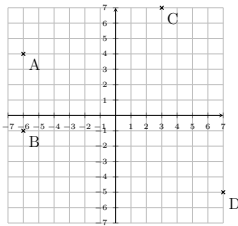
05/20/2020

Free on dw-math.com

Problem quickname: 9002

1)

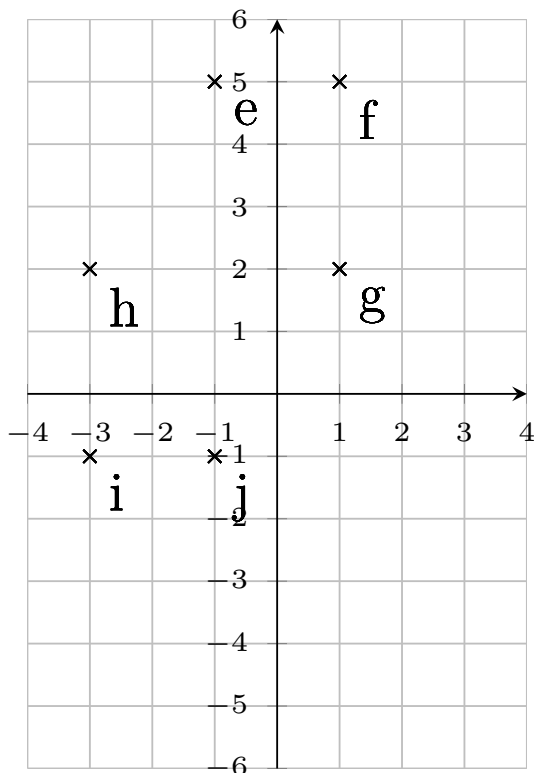
Which point belongs to which coordinate pair? Put the letters correctly into the free table boxes.



$(-6 -1)$	$(3 7)$	$(7 -5)$	$(-6 4)$

2)

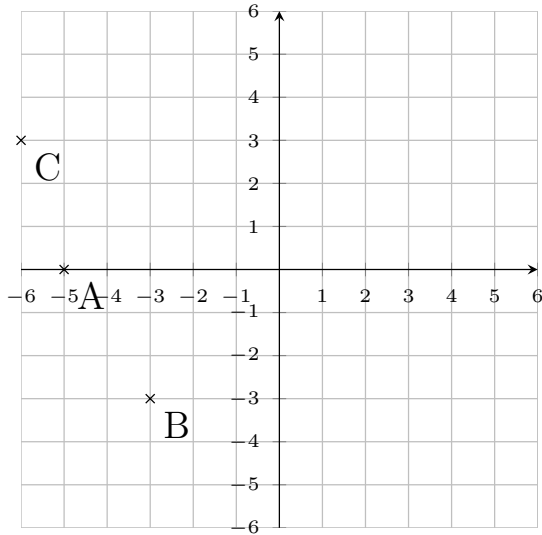
Which point belongs to which coordinate pair? Put the letters correctly into the free table boxes.



(1 5)	(-1 5)	(-3 -1)	(1 2)	(-1 -1)	(-3 2)

3)

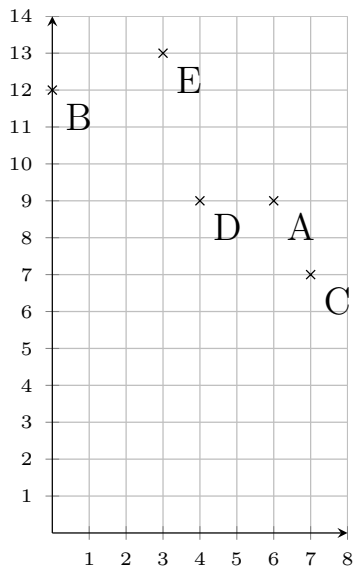
Which point belongs to which coordinate pair? Put the letters correctly into the free table boxes.



(-6 3)	(-3 -3)	(-5 0)

4)

Which point belongs to which coordinate pair? Put the letters correctly into the free table boxes.



(3 13)	(4 9)	(6 9)	(0 12)	(7 7)

Good Luck!