

Worksheet

05/12/2020

Free on dw-math.com

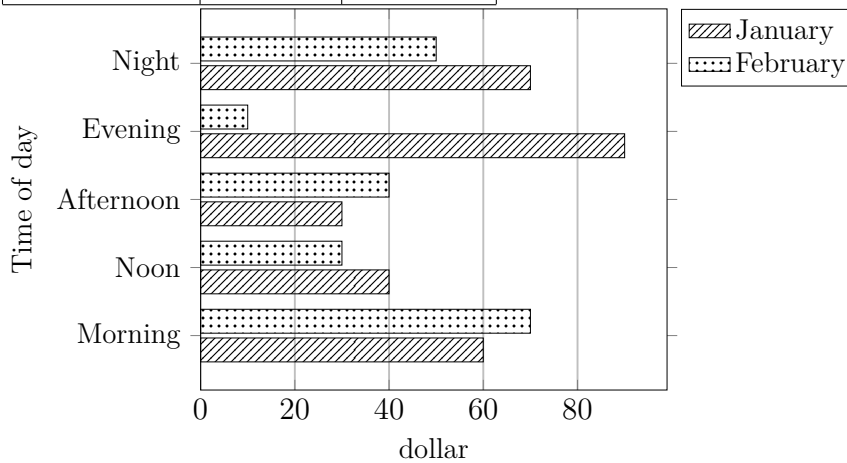
Problem quickname: 2802

1)

Read the numbers from the diagram to complete the table.

Quick:
2802

Time of day	Amount(dollar)	
	January	February
Morning	60	70
Noon	40	30
Afternoon	30	40
Evening	90	10
Night	70	50

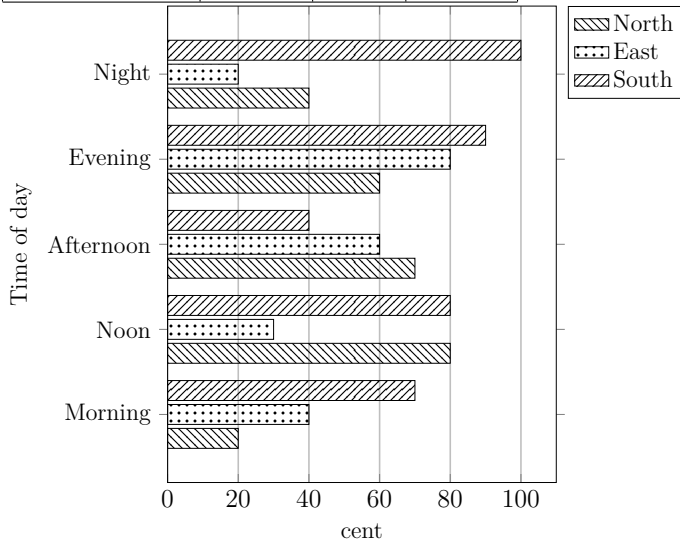


2)

Quick:
2802

Read the numbers from the diagram to complete the table.

Time of day	Amount(cent)		
	North	East	South
Morning	20	40	70
Noon	80	30	80
Afternoon	70	60	40
Evening	60	80	90
Night	40	20	100

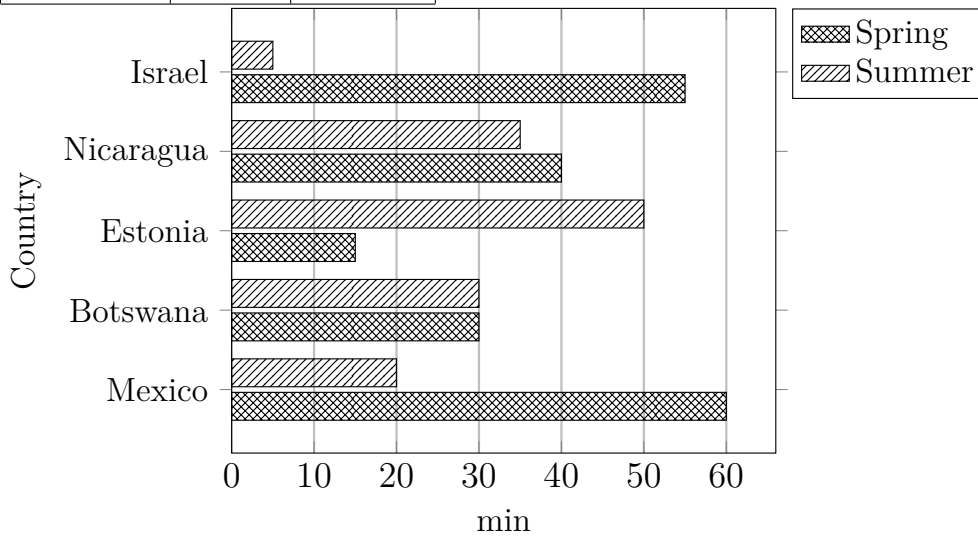


3)

Quick:
2802

Create a table with headings. then put the values from the bar chart into the table.

Country	Time(min)	
	Spring	Summer
Mexico	60	20
Botswana	30	30
Estonia	15	50
Nicaragua	40	35
Israel	55	5

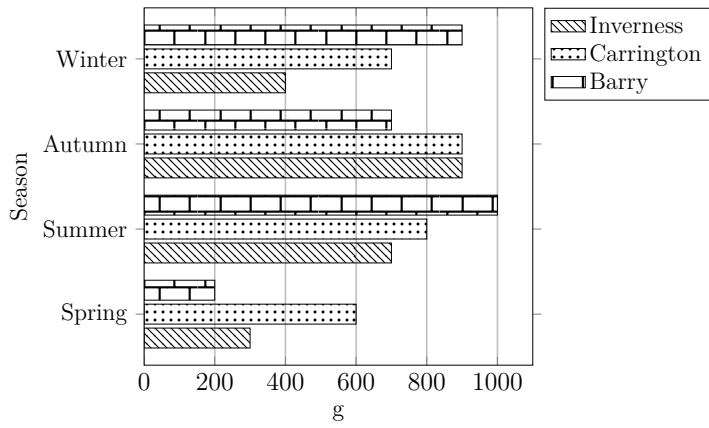


4)

Quick:
2802

Read the numbers from the diagram to complete the table.

Season	Weight(g)		
	Inverness	Carrington	Barry
Spring	300	600	200
Summer	700	800	1000
Autumn	900	900	700
Winter	400	700	900



Good Luck!