

Worksheet

05/11/2020

Free on dw-math.com

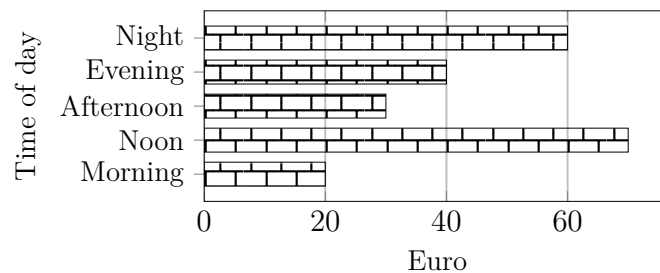
Problem quickname: 9901

1)

Complete the bar chart. Label the X axis with "Amount", the Y axis with "Time of day".

Quick:
9901

Time of day	Amount(Euro)
Morning	20
Noon	70
Afternoon	30
Evening	40
Night	60

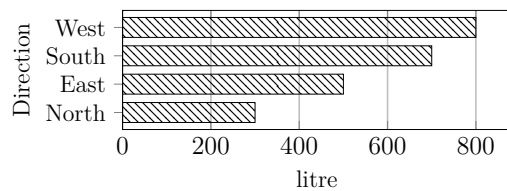


2)

Complete the bar chart.

Quick:
9901

Direction	Volume(litre)
North	300
East	500
South	700
West	800

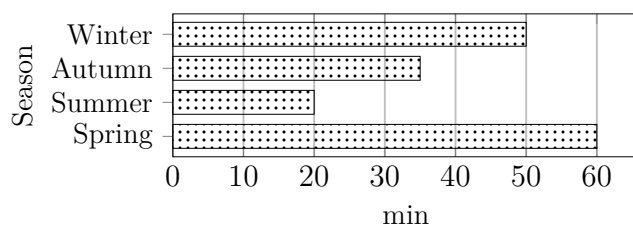


3)

Complete the bar chart.

Quick:
9901

Season	Time(min)
Spring	60
Summer	20
Autumn	35
Winter	50

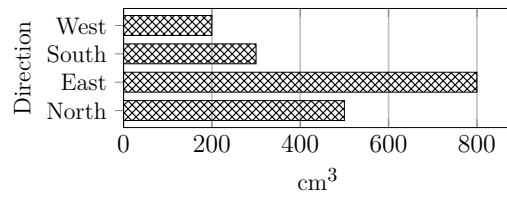


4)

Complete the bar chart. Label the X axis with "Volume", the Y axis with "Direction".

Quick:
9901

Direction	Volume(cm^3)
North	500
East	800
South	300
West	200



Good Luck!