

Worksheet

05/11/2020


Free on dw-math.com

Problem quickname: 9901

1)

Complete the bar chart. Label the X axis with "Amount", the Y axis with "Time of day".

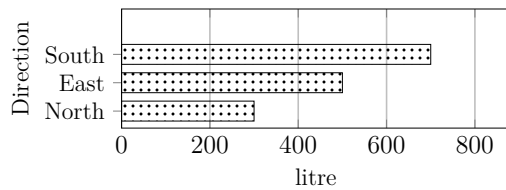
Time of day	Amount(Euro)
Morning	20
Noon	70
Afternoon	30
Evening	40
Night	60



2)

Complete the bar chart.

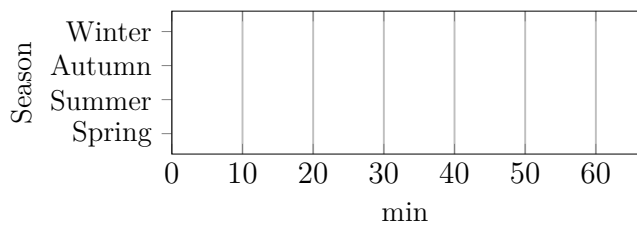
Direction	Volume(litre)
North	300
East	500
South	700
West	800



3)

Complete the bar chart.

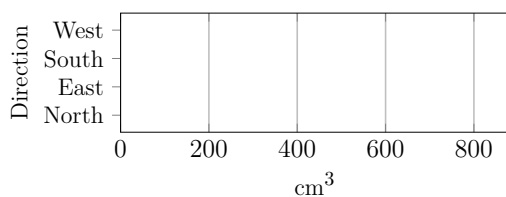
Season	Time(min)
Spring	60
Summer	20
Autumn	35
Winter	50



4)

Complete the bar chart. Label the X axis with "Volume", the Y axis with "Direction".

Direction	Volume(cm ³)
North	500
East	800
South	300
West	200



Good Luck!