

Worksheet

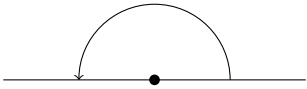
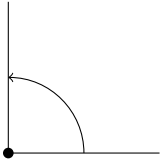
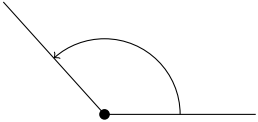
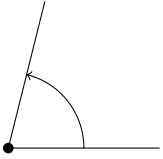
05/04/2020

Free on dw-math.com

Problem quickname: 6382

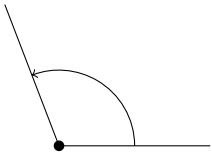
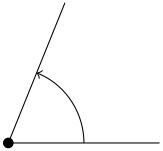
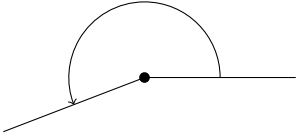
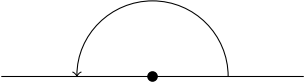
1)

Match each angle on the left side to the correct type on the right side.

Angle		Type	
A		1	obtuse angle
B		2	acute angle
C		3	right angle
D		4	straight angle

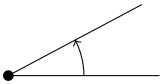
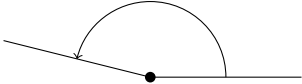
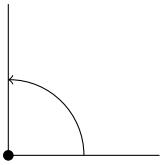
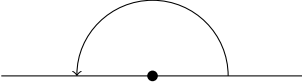
2)

Match each angle on the left side to the correct type on the right side.

Angle		Type	
A		1	acute angle
B		2	reflex angle
C		3	straight angle
D		4	obtuse angle

3)

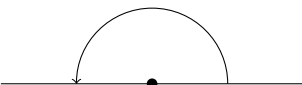
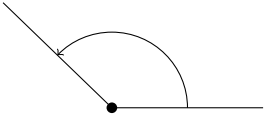
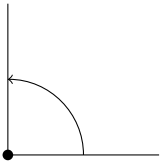
Match each angle on the left side to the correct type on the right side.

	Angle
A	
B	
C	
D	

	Type
1	right angle
2	straight angle
3	obtuse angle
4	acute angle

4)

Match each angle on the left side to the correct type on the right side.

	Angle
A	
B	
C	

	Type
1	obtuse angle
2	right angle
3	straight angle

Good Luck!