

# Worksheet






01/23/2019






Free on dw-math.com

Problem quickname: 6912

1)





For every clock face shown in the first row, there is a corresponding clock face in the second row that shows the same time. Find these pairs!





				
A	B	C	D	E

1	2	3	4	5
				

2)

For every clock face shown in the first row, there is a corresponding clock face in the second row that shows the same time. Find these pairs!

			
A	B	C	D

1	2	3	4
			

3)

For every clock face shown in the first row, there is a corresponding clock face in the

second row that shows the same time. Find these pairs!

A	B	C	D	E	F	G

1	2	3	4	5	6	7

4)

For every clock face shown in the first row, there is a corresponding clock face in the second row that shows the same time. Find these pairs!

A	B	C	D	E	F	G

1	2	3	4	5	6	7

Good Luck!