

Worksheet

05/12/2020

Free on dw-math.com

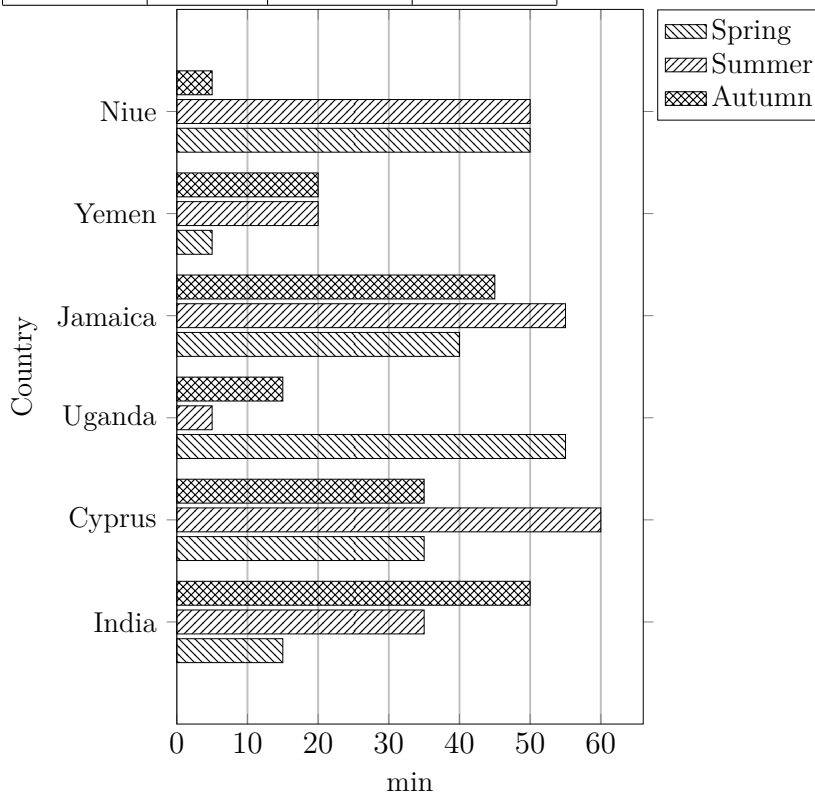
Problem quickname: 2404

1)

Complete the bar chart. Label the X axis with "Time", the Y axis with "Country".

Quick:
2404

Country	Time(min)		
	Spring	Summer	Autumn
India	15	35	50
Cyprus	35	60	35
Uganda	55	5	15
Jamaica	40	55	45
Yemen	5	20	20
Niue	50	50	5

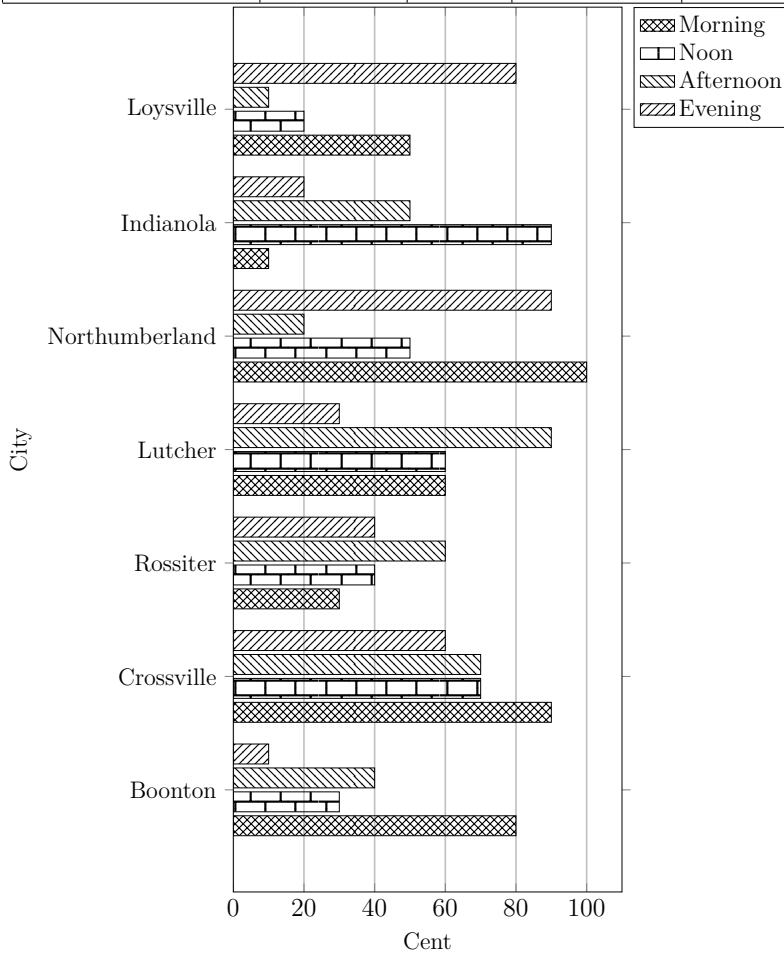


2)

Quick:
2404

Complete the bar chart.

City	Amount(Cent)			
	Morning	Noon	Afternoon	Evening
Boonton	80	30	40	10
Crossville	90	70	70	60
Rossiter	30	40	60	40
Lutcher	60	60	90	30
Northumberland	100	50	20	90
Indianola	10	90	50	20
Loysville	50	20	10	80

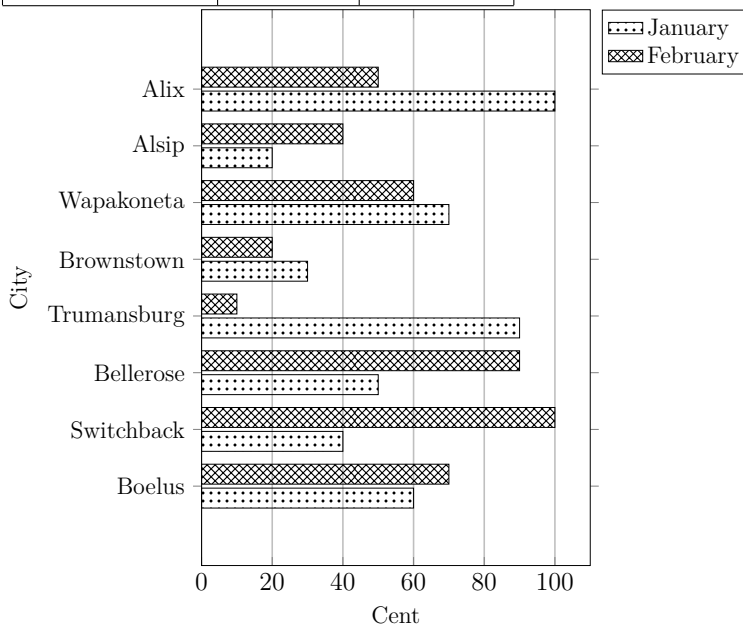


3)

Quick:
2404

Complete the bar chart.

City	Amount(Cent)	
	January	February
Boelus	60	70
Switchback	40	100
Bellerose	50	90
Trumansburg	90	10
Brownstown	30	20
Wapakoneta	70	60
Alsip	20	40
Alix	100	50

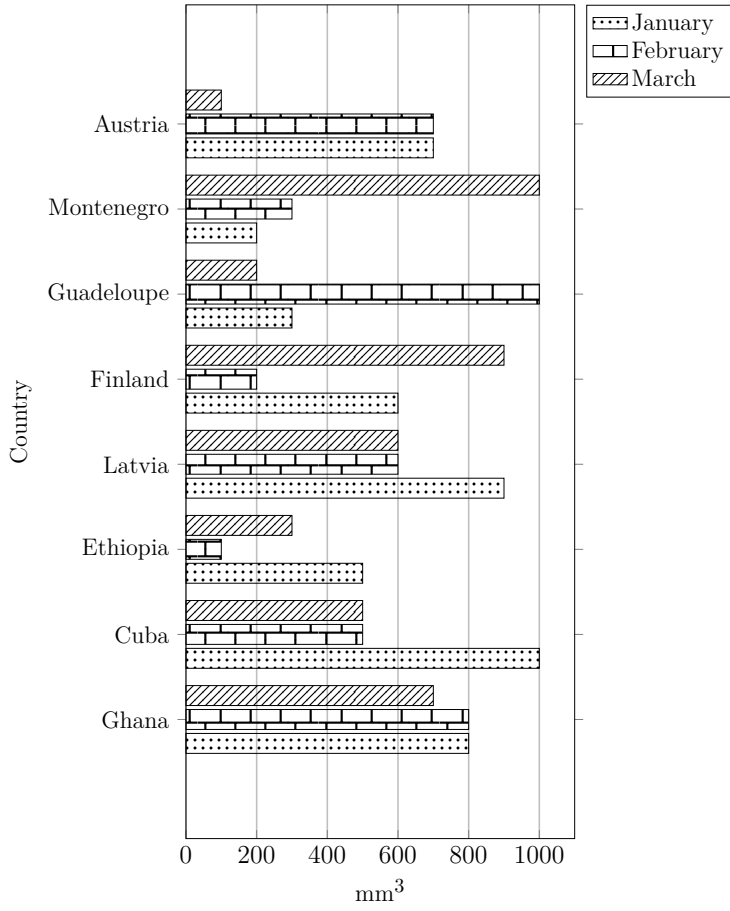


4)

Quick:
2404

Complete the bar chart.

Country	Volume(mm ³)		
	January	February	March
Ghana	800	800	700
Cuba	1000	500	500
Ethiopia	500	100	300
Latvia	900	600	600
Finland	600	200	900
Guadeloupe	300	1000	200
Montenegro	200	300	1000
Austria	700	700	100



Good Luck!