

Worksheet

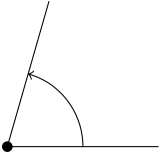
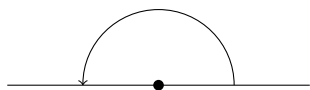
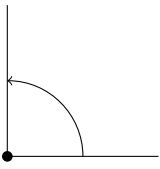
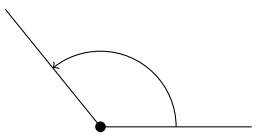
05/04/2020

Free on dw-math.com

Problem quickname: 6382

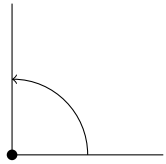
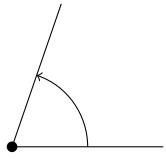
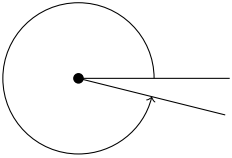
1)

Match each angle on the left side to the correct type on the right side.

	Angle		Type
A		1	obtuse angle
B		2	right angle
C		3	acute angle
D		4	straight angle

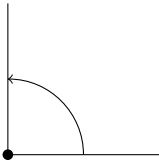
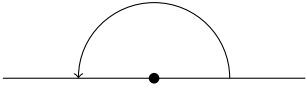
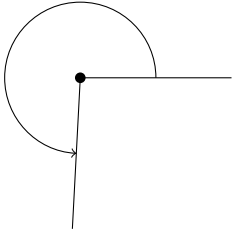
2)

Match each angle on the left side to the correct type on the right side.

	Angle		Type
A		1	acute angle
B		2	reflex angle
C		3	right angle

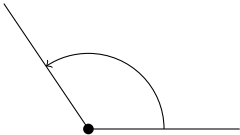
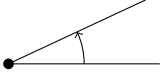
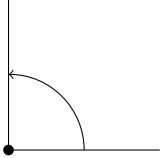
3)

Match each angle on the left side to the correct type on the right side.

	Angle		Type
A		1	reflex angle
B		2	right angle
C		3	straight angle

4)

Match each angle on the left side to the correct type on the right side.

	Angle		Type
A		1	acute angle
B		2	right angle
C		3	obtuse angle

Good Luck!