

# Worksheet

05/12/2020

Free on dw-math.com

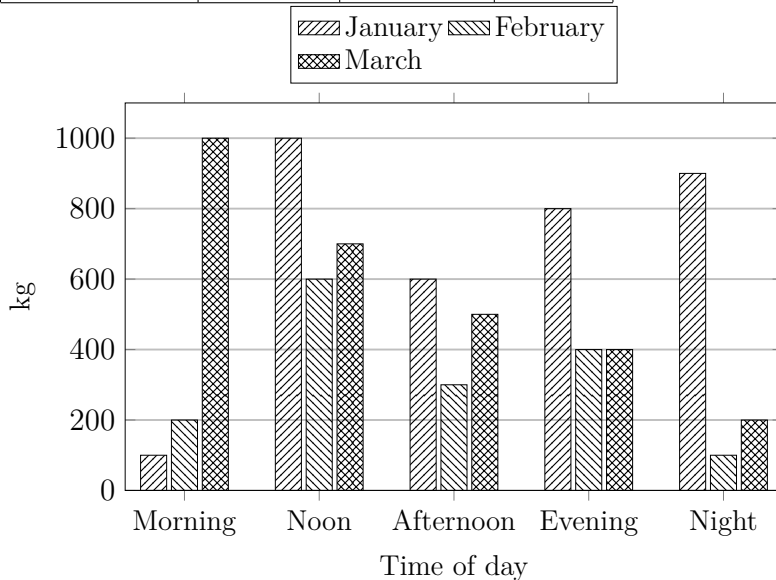
Problem quickname: 8513

1)

Complete the vertical bar chart.

Quick:  
8513

Time of day	Weight(kg)		
	January	February	March
Morning	100	200	1000
Noon	1000	600	700
Afternoon	600	300	500
Evening	800	400	400
Night	900	100	200



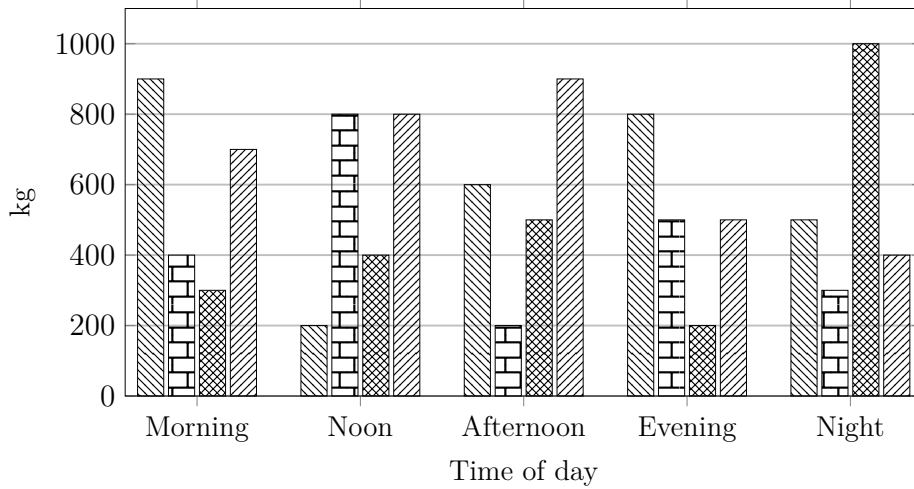
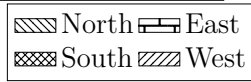
2)

Create a vertical bar chart, a column chart, for this table of values. Label the X axis

Quick:  
8513

with "Time of day", the Y axis with "Weight".

Time of day	Weight(kg)			
	North	East	South	West
Morning	900	400	300	700
Noon	200	800	400	800
Afternoon	600	200	500	900
Evening	800	500	200	500
Night	500	300	1000	400

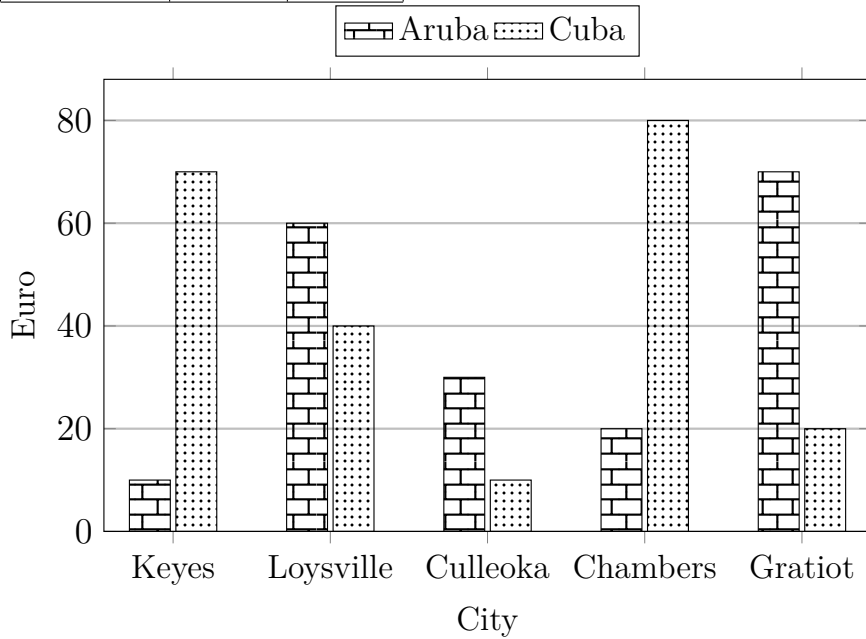


3)

Quick:  
8513

Complete the vertical bar chart.

City	Amount(Euro)	
	Aruba	Cuba
Keyes	10	70
Loysville	60	40
Culleoka	30	10
Chambers	20	80
Gratiot	70	20

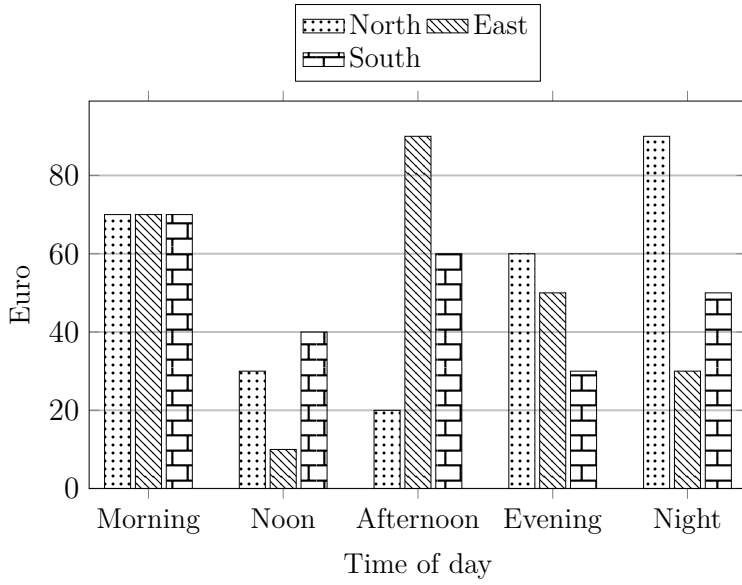


4)

Quick:  
8513

Complete the vertical bar chart.

Time of day	Amount(Euro)		
	North	East	South
Morning	70	70	70
Noon	30	10	40
Afternoon	20	90	60
Evening	60	50	30
Night	90	30	50



Good Luck!