

Worksheet

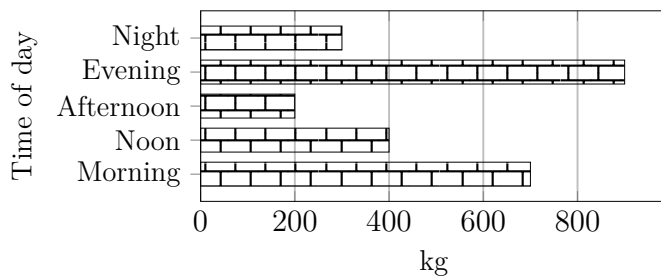
05/12/2020

Free on dw-math.com

Problem quickname: 9231

1)

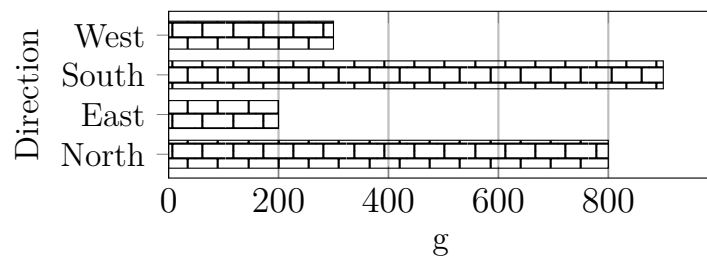
Create a table with two columns and headings. then put the values from the bar chart into the table.



2)

Read the numbers from the diagram to complete the table.


Direction	Weight(g)
North	
East	
South	
West	



3)

Read the numbers from the diagram to complete the table.

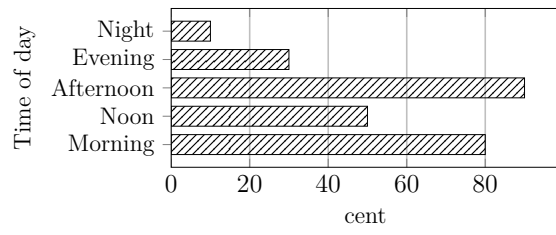
Country	Amount(cent)
Guyana	
Jordan	
Mayotte	70
Swaziland	
Honduras	90
Aruba	80
Bangladesh	



4)

Read the numbers from the diagram to complete the table.

Time of day	Amount(cent)
Morning	50
Noon	
Afternoon	
Evening	
Night	



Good Luck!